853

853H

Service Manual



EQUIPPED WITH
BOBCAT INTERLOCK
CONTROL SYSTEM (BICS™)

MELROE
INGERSOLL-RAND
6724012 (4–95)
Printed in U.S.A.

bobcat®

© Melroe Company 1995

www.repairsadviser.com

www.repairsadviser.com

MAINTENANCE SAFETY

WARNING

Instructions are necessary before operating or servicing machine. Read and understand the Operation & Maintenance Manual, Operator's Handbook and signs (decals) on machine. Follow warnings and instructions in the manuals when making repairs, adjustments or servicing. Check for correct function after adjustments, repairs or service. Untrained operators and failure to follow instructions can cause injury or death.

W-2003-0903

Safety Alert Symbol: This symbol with a warning statement, means: "Warning, be alert! Your safety is involved!" Carefully read the message that follows.

CORRECT



B-10731a

Never service the Bobcat Skid-Steer Loader without instructions.

CORRECT



B-12360

Use the correct procedure to lift or lower operator arm.

CORRECT



B-7469

Cleaning and maintenance are required daily.

WRONG



B-11799

Have good ventilation when welding or grinding painted parts.

Wear dust mask when grinding painted parts. Toxic dust and gas can be produced.

Avoid exhaust fume leaks which can kill without warning. Exhaust system must be tightly sealed.

WRONG



B-15231

Disconnecting or loosening any hydraulic tubeline, hose, fitting, component or a part failure can cause lift arms to drop. Do not go under lift arms when raised unless supported by an approved lift arm support device. Replace it if damaged.

WRONG



B-15280

Never work on loader with lift arms up unless lift arms are held by an approved lift arm support device. Replace if damaged.

Never modify equipment or add attachments not approved by Bobcat Company.

WRONG

B-6590

Stop, cool and clean engine of flammable materials before checking fluids.

Never service or adjust loader with the engine running unless instructed to do so in the manual.

Avoid contact with leaking hydraulic fluid or diesel fuel under pressure. It can penetrate the skin or eyes.

Never fill fuel tank with engine running, while smoking or when near open flame.

WRONG



B-6580

Keep body, jewelry and clothing away from moving parts, electrical contact, hot parts and exhaust.

Wear eye protection to guard from battery acid, compressed springs, fluids under pressure and flying debris when engines are running or tools are used. Use eye protection approved for type of welding.

Keep rear door closed except for service. Close and latch door before operating the loader.

WRONG

B-6589

Lead-acid batteries produce flammable and explosive gases.

Keep arcs, sparks, flames and lighted tobacco away from batteries.

Batteries contain acid which burns eyes or skin on contact. Wear protective clothing. If acid contacts body, flush well with water. For eye contact flush well and get immediate medical attention.

Maintenance procedures which are given in the Operation & Maintenance Manual can be performed by the owner/operator without any specific technical training. Maintenance procedures which are **not** in the Operation & Maintenance Manual must be performed **ONLY BY QUALIFIED BOBCAT SERVICE PERSONNEL. Always use genuine Bobcat replacement parts.** The Service Safety Training Course is available from your Bobcat dealer.

MSW01-0805

www.repairsadviser.com

www.repairsadviser.com

CONTENTS

FOREWORD ii
SAFETY INSTRUCTIONS v
SERIAL NUMBER LOCATIONS vii
DELIVERY REPORT vii
BOBCAT LOADER IDENTIFICATION viii
PREVENTIVE MAINTENANCE 1–1
HYDRAULIC SYSTEM 2–1
HYDROSTATIC SYSTEM 3–1
DRIVE SYSTEM 4–1
MAIN FRAME 5–1
ELECTRICAL SYSTEM 6–1
ENGINE SERVICE 7–1
SYSTEM ANALYSIS 8–1
SPECIFICATIONS 9–1

www.repairsadviser.com

This and other manuals you can download on the site:
www.repairsadviser.com/Bobcat-Skid-Steer-Loader-853-853H-Service-Manual-PDF