Service Manual

Toolcat™ 5610 Utility Work Machine

S/N A7Y711001 & Above



EQUIPPED WITH
TOOLCAT INTERLOCK
CONTROL SYSTEM (TICS)

6986804 (3-11)

Printed in U.S.A.

© Bobcat Company 2011

www.repairsadviser.com

www.repairsadviser.com

MAINTENANCE SAFETY

WARNING

Instructions are necessary before operating or servicing machine. Read and understand the Operation & Maintenance Manual, Operator's Handbook and signs (decals) on machine. Follow warnings and instructions in the manuals when making repairs, adjustments or servicing. Check for correct function after adjustments, repairs or service. Untrained operators and failure to follow instructions can cause injury or death.

W-2003-0807

Safety Alert Symbol: This symbol with a warning statement, means: "Warning, be alert! Your safety is involved!" Carefully read the message that follows.

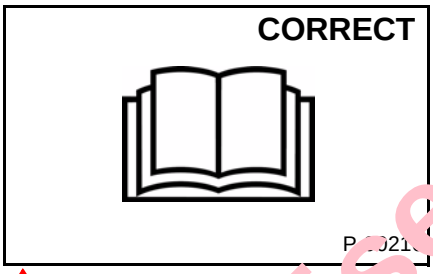

Never service the machine without instructions.



Cleaning and maintenance are required daily.



Have good ventilation when welding or grinding painted parts.

Wear dust mask when grinding painted parts. Toxic dust and gas can be produced.

Avoid exhaust fume leaks which can kill without warning. Exhaust system must be tightly sealed.



Disconnecting or loosening any hydraulic tubeline, hose, fitting, component or a part failure can cause lift arm or implement to drop. Do not go under lift arm when raised unless supported by an approved lift arm support device or under raised implement without proper supported. Replace if damaged.

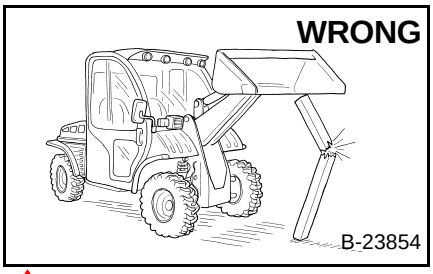

Never work on the machine with lift arm up unless supported by an approved support device. Replace if damaged. Never work on a raised implement unless it is properly supported.

Never modify equipment or add attachments or implements not approved by Bobcat Company.

DO NOT service this machine or an implement with the PTO system engaged.



Stop, cool and clean engine of flammable materials before checking fluids.

Never service or adjust machine with the engine running unless instructed to do so in the manual.

Avoid contact with leaking hydraulic fluid or diesel fuel under pressure. It can penetrate the skin or eyes.

Never fill fuel tank with engine running, while smoking or when near open flame.



Keep body, jewelry and clothing away from moving parts, electrical contact, hot parts and exhaust.

Wear eye protection to guard from battery acid, compressed springs, fluids under pressure and flying debris when engines are running or tools are used. Use eye protection approved for type of welding.

Keep side access doors and rear cover closed except for service.

Lead-acid batteries produce flammable and explosive gases.

Keep arcs, sparks, flames and lighted tobacco away from batteries.

Batteries contain acid which burns eyes or skin on contact. Wear protective clothing. If acid contacts body, flush well with water. For eye contact, flush well and get immediate medical attention.

Maintenance procedures which are given in the Operation & Maintenance Manual can be performed by the owner/operator without any specific technical training. Maintenance procedures which are **not** in the Operation & Maintenance Manual must be performed **ONLY BY QUALIFIED BOBCAT SERVICE PERSONNEL. Always use genuine Bobcat replacement parts.**

MSW34-0409

www.repairsadviser.com

www.repairsadviser.com

Bobcat®

CONTENTS

SAFETY & MAINTENANCE 10-01

HYDRAULIC SYSTEM 20-01

HYDROSTATIC SYSTEM 30-01

DRIVE SYSTEM 40-01

MAINFRAME 50-01

ELECTRICAL SYSTEM & ANALYSIS 60-01

ENGINE SERVICE 70-01

HEATING, VENTILATION, AIR CONDITIONING 80-01

SPECIFICATIONS SPEC-01

ALPHABETICAL INDEX INDEX-01

www.repairsadviser.com

This and other manuals you can download on the site:
www.repairsadviser.com/Bobcat-Toolcat-5610-Utility-Work-Machine-PDF-Service-Manual