Bobcat®

Service Manual
S175/S185 Skid-Steer Loader

S/N 530111001 & Above
S/N 530211001 & Above
S/N A8NZ11001 - A8NZ59999
S/N A8M411001 - A8M459999
S/N A8NY11001 - A8NY59999
S/N 530311001 - 530359999
S/N 530411001 - 530459999
S/N ABRT11001 - ABRT59999

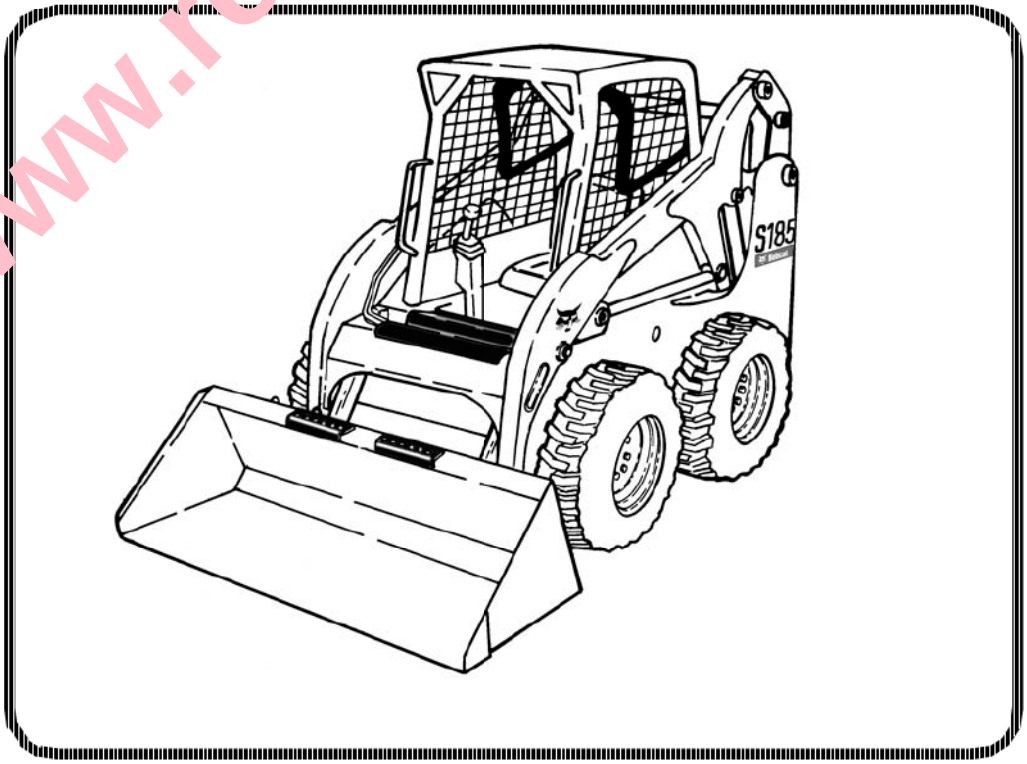

EQUIPPED WITH
BOBCAT INTERLOCK
CONTROL SYSTEM (BICS)

6904132 (5-08)

Printed in U.S.A.

© Bobcat Company 2008

www.repairsadviser.com

Dealer Copy -- Not for Resale

www.repairsadviser.com

Dealer Copy -- Not for Resale

MAINTENANCE SAFETY

WARNING

Instructions are necessary before operating or servicing machine. Read and understand the Operation & Maintenance Manual, Operator's Handbook and signs (decals) on machine. Follow warnings and instructions in the manuals when making repairs, adjustments or servicing. Check for correct function after adjustments, repairs or service. Untrained operators and failure to follow instructions can cause injury or death.

W-2003-0903

Safety Alert Symbol: This symbol with a warning statement, means: "Warning, be alert! Your safety is involved!" Carefully read the message that follows.

CORRECT

B-10731a

- **Never service the Bobcat Skid-Steer Loader without instructions.**

CORRECT



B-15535

- **Use the correct procedure to lift or lower operator cab.**

CORRECT



B-15524

- **Cleaning and maintenance are required daily.**

WRONG



B-15734

- **Have good ventilation when welding or grinding painted parts.**
- **Wear dust mask when grinding painted parts. Toxic dust and gas can be produced.**
- **Avoid exhaust fumes which can kill without warning. Exhaust system must be tightly sealed.**

WRONG



B-15732

- **Disconnecting or loosening any hydraulic tubeline, hose, fitting, component or a part failure can cause lift arms to drop. Do not go under lift arms when raised unless supported by an approved lift arm support device. Replace it if damaged.**

WRONG



B-15525

- **Never work on loader with lift arms up unless lift arms are held by an approved lift arm support device. Replace if damaged.**
- **Never modify equipment or add attachments not approved by Bobcat Company.**

WRONG



B-15733

- **Stop, cool and clean engine of flammable materials before checking fluids.**
- **Never service or adjust loader with the engine running unless instructed to do so in the manual.**
- **Avoid contact with leaking hydraulic fluid or diesel fuel under pressure. It can penetrate the skin or eyes.**
- **Never fill fuel tank with engine running, while smoking or when near open flame.**

WRONG



B-15523

- **Keep body, jewelry and clothing away from moving parts, electrical contact, hot parts and exhaust.**
- **Wear eye protection to guard from battery acid, compressed springs, fluids under pressure and flying debris when engines are running or tools are used. Use eye protection approved for type of welding.**
- **Keep rear door closed except for service. Close and latch door before operating the loader.**

WRONG

B-6589

- **Lead-acid batteries produce flammable and explosive gases.**
- **Keep arcs, sparks, flames and lighted tobacco away from batteries.**
- **Batteries contain acid which burns eyes or skin on contact. Wear protective clothing. If acid contacts body, flush well with water. For eye contact flush well and get immediate medical attention.**

Maintenance procedures which are given in the Operation & Maintenance Manual can be performed by the owner/operator without any specific technical training. Maintenance procedures which are **not** in the Operation & Maintenance Manual must be performed **ONLY BY QUALIFIED BOBCAT SERVICE PERSONNEL. Always use genuine Bobcat replacement parts.** The Service Safety Training Course is available from your Bobcat dealer.

MSW07-0805

www.repairsadviser.com

Dealer Copy -- Not for Resale

Bobcat®

www.repairsadviser.com

Dealer Copy -- Not for Resale

ALPHABETICAL INDEX

ACCESS PANEL (INSIDE) 50-01
ACCESS PANEL (INSIDE) (SJC) 50-01
AIR CLEANER 70-01
AIR CLEANER SERVICE 10-01
AIR CONDITIONING SYSTEM FLOW 80-01
ALTERNATOR 60-01

BATTERY 60-01
BLOWER FAN 80-01
BOBCAT INTERLOCK CONTROL
SYSTEM (BICS) 60-01
BOBCAT CONTROLLER 60-01
BOB-TACH (HAND LEVER) 10-01, 50-01
BOB-TACH (POWER) 50-01
BRAKE (SINGLE SPEED) 40-01
BRAKE (TWO-SPEED) 40-01
BUCKET POSITION VALVE 20-01

CALIBRATION 60-01
CAMSHAFT AND TIMING GEARS 70-01
CHAINCASE 40-01
CHARGE PRESSURE 30-01
COMPRESSOR 80-01
CONDENSER 80-01
CONTROL HANDLE/LEVER 50-01
CONTROL HANDLE/LEVER (ACS) 50-01
CONTROL HANDLE/LEVER (SJC) 50-01
CONTROL PANEL 50-01
CONTROL PANEL (SJC) 50-01
CONTROL PEDALS AND LINKAGE 50-01
CONTROL PEDALS (ACS) 50-01
CONTROL SYSTEM (ACS) 60-01
CONVERSIONS SPEC-01
CRANKSHAFT AND PISTONS 70-01
CYLINDER (LIFT) 20-01
CYLINDER (BOB-TACH) 20-01
CYLINDER (TILT) 20-01
CYLINDER HEAD 70-01

DIAGNOSTICS SERVICE CODES 60-01
DRIVE BELT 30-01
DRIVE COMPONENTS 40-01

ELECTRICAL SYSTEM INFORMATION 60-01
ELECTRICAL/HYRAULIC CONTROLS 60-01
ELECTRICAL/HYRAULIC CONTROLS (SJC) 60-01
ENGINE COOLING SYSTEM 10-01, 70-01
ENGINE INFORMATION 70-01
ENGINE LUBRICATION SYSTEM 10-01
ENGINE SPEED CONTROL (SJC) 70-01
EVAPORATOR 80-01
EVAPORATOR/HEATER UNIT 80-01
EXPANSION VALVE 80-01

FINAL DRIVE TRANSMISSION (CHAINCASE) 10-01
FLYWHEEL AND HOUSING 70-01
FLYWHEEL RPM SENSOR 60-01
FRONT AUXILIARY HYD. COUPLER BLOCK 20-01
FUEL SYSTEM 10-01, 70-01
FUEL TANK 50-01

HEATER COIL 80-01
HEATER VALVE 80-01
HIGH FLOW VALVE 20-01
HYDRAULIC CONNECTION SPECS. SPEC-01
HYDRAULIC CONTROL VALVE 20-01
HYD./HYDROFLUID SPECIFICATIONS SPEC-01
HYDRAULIC FLUID RESERVOIR 20-01
HYDRAULIC/HYDROSTATIC FILTERS 20-01
HYDRAULIC/HYDROSTATIC SYSTEM 10-01
HYDRAULIC PUMP (STANDARD) 20-01
HYDRAULIC PUMP (STANDARD) (HIGH FLOW) 20-01
HYDRAULIC PUMP (HIGH FLOW) (SJC) 20-01
HYDARULIC PUMP (SJC) 20-01
HYDRAULIC SYSTEM INFORMATION 20-01
HYDROSTATIC MOTOR 30-01
HYDROSTATIC MOTOR (TWO SPEED) 30-01
HYDROSTATIC MOTOR CARRIER
(SINGLE ANDTWO-SPEED WITH MANUAL
CONTROLS) 30-01
HYDROSTATIC MOTOR CARRIER
(SINGLE ANDTWO-SPEED WITH SJC
CONTROLS) 30-01
HYDROSTATIC PUMP 30-01
HYDROSTATIC PUMP (SJC) 30-01
HYDROSTATIC SYSTEM INFORMATION 30-01

INSTRUMENT PANELS 60-01

LIFT ARMS 50-01
LIFT ARM BYPASS CONTROL VALVE 20-01
LIFT ARM SUPPORT DEVICE 10-01
LIFTING AND BLOCKING THE LOADER 10-01
LIGHTS 60-01
LOADER STORAGE AND RETURN TO SERVICE 10-01
LUBRICATING THE LOADER 10-01
LUBRICATION SYSTEM 70-01

MAIN RELIEF VALVE 20-01
MUFFLER 70-01

OIL COOLER 20-01
OPERATOR CAB 10-01, 50-01
OPERATOR SEAT 50-01
OPERATOR SEAT (SUSPENSION) 50-01

PIVOT PINS 10-01
POWER BOB-TACH BLOCK 20-01

www.repairsadviser.com

Dealer Copy -- Not for Resale

This and other manuals you can download on the site:
www.repairsadviser.com/Bobcat-Skid-Steer-Loader-S175-S185-Service-Manual-PDF